

EK
EVOKE



EK
EVOKE



Ceramiche Keope: Made in Italy

In Ceramiche Keope riteniamo che la **responsabilità sociale** di un'impresa si manifesti innanzitutto operando con **trasparenza e correttezza** nei confronti di tutti gli interlocutori, siano essi clienti, fornitori, collaboratori.

Per questo motivo abbiamo aderito con convinzione al "codice etico" di Confindustria Ceramica che impegna a **comunicare con chiarezza l'origine dei nostri prodotti**.

Riteniamo che **il marchio "Made in Italy"** sia garanzia di valori forti quali **stile, design, innovazione e qualità del prodotto**, ma soprattutto rappresenti **rispetto per l'ambiente e per le persone**.

Siamo convinti che le nostre ceramiche "Made in Italy" siano sinonimo di qualità, design, ed etica del lavoro e pertanto, con orgoglio, comunichiamo e promuoviamo questo valore.

*At Ceramiche Keope, we believe that the **social responsibility** of a company should express itself by means of a **transparent and correct approach** to all interlocutors, irrespective of whether they are customers, suppliers or co-operators.*

*For this reason, we have chosen to comply with the "code of ethics" of Confindustria Ceramica (Italian association of ceramic industries), which means that we **must clearly indicate the origin of our products**.*

*We believe that **the "Made in Italy" mark** guarantees strong values, such as for instance **style, design, innovation and quality of the product**, and above all respect, **for the environment and for people**.*

We are convinced that "Made in Italy" means products of top quality, with a high standard of design and manufactured in accordance to work ethics. Therefore, we are proud to inform you of the above and to promote these values.

EK

EVOKE

GRES PORCELLANATO

PORCELAIN STONEWARE . GRES CERAME VITRIFIE . FEINSTEINZEUG . GRES PORCELÁNICO

NATURALE RETTIFICATO

NATURAL RECTIFIED . NATUREL RECTIFIÉ . NATURBELASSEN REKTIFIZIERT . NATURAL RECTIFICADO

15x120 20x120 30x120

STRUTTURATO RETTIFICATO

TEXTURED RECTIFIED . STRUCTURÉ RECTIFIÉ . STRUKTURIERT REKTIFIZIERT . ESTRUCTURADO RECTIFICADO

20x120

EVOKE IVORY



EVOKE BEIGE



EVOKE SAND



EVOKE BROWN



EVOKE MOKA





EVOKE BROWN

EVOKE BROWN NAT RT 15X120 - 6"X48"
EVOKE BROWN NAT RT 20X120 - 8"X48"
EVOKE BROWN NAT RT 30X120 - 12"X48"

EVOKE BROWN STRUTT RT 20X120 - 8"X48"



EVOKE BROWN

- EVOKE BROWN NAT RT 15X120 - 6"X48"
- EVOKE BROWN NAT RT 20X120 - 8"X48"
- EVOKE BROWN NAT RT 30X120 - 12"X48"
- EVOKE BROWN STRUTT RT 20X120 - 8"X48"






EVOKE SAND

EVOKE SAND NAT RT 15X120 - 6"X48"
EVOKE SAND NAT RT 20X120 - 8"X48"
EVOKE SAND NAT RT 30X120 - 12"X48"



EVOKE SAND

EVOKE SAND NAT RT 15X120 - 6"X48"
EVOKE SAND NAT RT 20X120 - 8"X48"
EVOKE SAND NAT RT 30X120 - 12"X48"






EVOKE BEIGE

EVOKE BEIGE NAT RT 20X120" - 8"X48"
EVOKE BEIGE NAT RT 30X120" - 12"X48"

EDGE DARK NAT RT 30x60 - 12"x24"



EVOKE BEIGE

EVOKE BEIGE NAT RT 20X120" - 8"X48"
EVOKE BEIGE NAT RT 30X120" - 12"X48"

EDGE DARK NAT RT 30x60 - 12"x24"



EVOKE IVORY

EVOKE IVORY NAT RT 20x120 - 8"x48"
EVOKE IVORY NAT RT 30x120 - 12"x48"

EDGE BROWN NAT RT 60x60 - 24"x24"



EVOKE IVORY

EVOKE IVORY NAT RT 20X120 - 8"X48"
EVOKE IVORY NAT RT 30X120 - 12"X48"

EDGE BROWN NAT RT 60x60 - 24"x24"





EVOKE MOKA

EVOKE MOKA NAT RT 15X120 - 6"X48"
EVOKE MOKA NAT RT 20X120 - 8"X48"
EVOKE MOKA NAT RT 30X120 - 12"X48"

EVOKE SAND NAT RT 3X120 - 1"X48"
EVOKE SAND NAT RT 6X120 - 2 1/2"X48"



EVOKE MOKA

EVOKE MOKA NAT RT 15X120 - 6"X48"
 EVOKE MOKA NAT RT 20X120 - 8"X48"
 EVOKE MOKA NAT RT 30X120 - 12"X48"

EVOKE SAND NAT RT 3X120 - 1 1/2"X48"
 EVOKE SAND NAT RT 6X120 - 2 1/2"X48"

Il sistema intelligente in GRES PORCELLANATO a spessore 2 CM per pavimentazioni in SPAZI ESTERNI.



The intelligent paving system 2 CM-thickness PORCELAIN STONEWARE TILES for OUTDOOR APPLICATIONS.

Le système intelligent en GRÈS CÉRAME de 2 CM d'épaisseur destiné au pavage des ESPACES EXTÉRIEURS.

Das intelligente System aus FEINSTEINZEUG mit 2 CM Stärke für BODENBELÄGE IM AUSSENBEREICH.



PER LA CASA
FOR THE HOME . POUR LA MAISON . FÜR DIE WOHNUNG

camminamenti vialetti sentieri su prato o ghiaia terrazze balconi verande piscine aree cortilive garage scale	walkways driveways paths on grass or gravel terraces balconies verandas swimming pools courtyards garages stairs	passage allées sentiers sur pelouse ou gravier terrasses balcons vérandas piscines cours garages escaliers	Laufwege Wege Pfade auf Rasen oder Kies Terrassen Balkons Veranden Schwimmbäder Hofbereiche Garage Treppen
--	---	---	---



NEGLI SPAZI PUBBLICI
FOR PUBLIC SPACES . DANS LES ESPACES PUBLICS . IN ÖFFENTLICHEN BEREICHEN

servizi pubblici alberghi stabilimenti balneari negozi ristoranti bar centri benessere arredo urbano passaggi in sicurezza	public services hotels private beaches shops restaurants bars wellness centres urban design safety passages	services publics hôtels établissements balnéaires magasins restaurants bars centres de bien-être mobiliers urbains passages sécurisés	Öffentliche Dienstleistungen Hotels Badeeinrichtungen Geschäfte Gaststätten Bar Wellness-Center Stadteinrichtung Schutzwege
--	---	---	---

Completa VERSATILITÀ di POSA per tutte le esigenze di applicazione. K2 arreda facilmente gli spazi all'aperto.

Complete LAYING VERSATILITY for all application requirements. K2 is a design feature for outdoor spaces.

VERSATILITE complète de la POSE pour toutes les exigences d'application. K2 décore aisément les espaces à ciel ouvert.

Vollständige VIELFÄLTIGKEIT der VERLEGUNG für alle Anwendungserfordernisse. K2 gestaltet mühelos Bereiche unter freiem Himmel.

K2 introduce una nuova prospettiva progettuale. K2 mette a disposizione degli architetti e professionisti uno strumento nuovo per creare continuità di superficie tra interni ed esterni. Infatti, è studiata per trovare continuità di superficie nelle collezioni di Keope per interni anche a spessore 1 cm nella versione spazzolata R9.

K2 introduces a new design perspective. K2 offers architects and professionals a new instrument to create continuity between interior and exterior surfaces. Indeed, it is designed to create continuity even between the surfaces of the Keope 1 cm thick interior and exterior collections in the R9 brushed finish version.

K2 introduit une nouvelle perspective conceptuelle. K2 met à la disposition des architectes et des professionnels un nouvel instrument pour créer une continuité de surface entre l'intérieur et l'extérieur. En effet, il est conçu pour trouver une continuité de surface dans les collections de Keope pour l'intérieur également d'une épaisseur de 1 cm dans la version brossée R9.

K2 führt eine neue Entwurfsperspektive ein. K2 stellt den Architekten und Fachleuten ein neues Hilfsmittel zur Verfügung, um durchgängige Oberflächen zwischen Innen- und Außenbereichen zu schaffen. Tatsächlich wurde entwickelt, um unterbrechungslose Oberflächen mit den Kollektionen von Keope für Innenbereiche auch mit einer Dicke von 1 cm in der gebürsteten Ausführung R9 zu schaffen.



POSA A SECCO IN APPOGGIO SU:

Dry laying on:
Pose à sec en appui sur:
Trockene Verlegung Durch Auflage auf:

ERBA Grassy ground Sols herbeux Rasen	GHIAIA Gravel Gravier Kies	SABBIA Sand Sable Sand
---	--	--



POSA SU MASSETTO CON COLLA

Laying on screed with adhesive
Pose sur chape avec de la colle
Verlegung auf Estrich mit Kleber



POSA SOPRAELEVATA CON SUPPORTO:

Raised laying with support:
Pose surelevée avec support:
Verlegung auf Hohlraumboden mit Halterung:

FISSO Fixed Fixe Fester	REGOLABILE Adjustable Réglable Höhenverstellbarer	AUTOLIVELLANTE Self-levelling Auto-nivelan Selbstnivellierender
---	---	---




FORMATI

SIZES . FORMATS . FORMATE . FORMATOS

SPESSORE 20 mm.



30x120 - 12"x48"
STRUTT. RT




60x60 - 24"x24"
STRUTT. RT

COLORI

COLOURS . COULEURS . FARBEN . COLORES




EVOKE SAND



EVOKE SAND



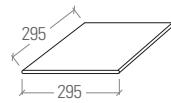
EVOKE BROWN



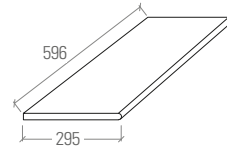
EVOKE BROWN

PEZZI SPECIALI

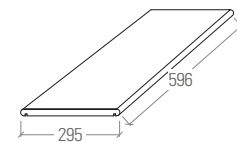
TRIMS.PIECES SPÉCIALES.FORMTEILE



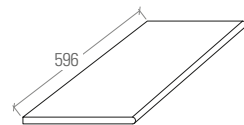
Angolare bordo con toro
30x30



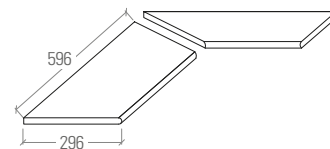
Bordo con toro
30x60



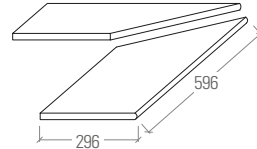
Top
30x60



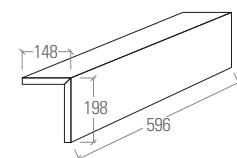
STEPGRES
scalino monolitico RT
33x60



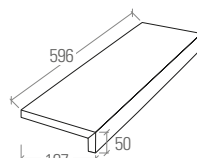
Angolo interno
bordo con toro
30x60



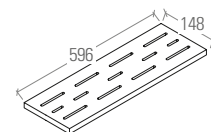
Angolo esterno
bordo con toro
30x60



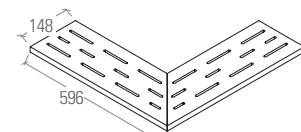
Cordolo "L"
60x20x15



Terminale "L"
60x20x5




Griglia
15x60



Angolo griglia
15x60

Le quote indicate nei disegni sono espresse in mm. The values in the drawings are expressed in mm.
Les cotes indiquées sur les dessins sont exprimées en mm. Die in den Zeichnungen angegebenen Höhen sind in mm ausgedrückt.



EVOKE

NATURALE RETTIFICATO . NATURAL RECTIFIED . NATUREL RECTIFIÉ . NATURBELASSEN REKTIFIZIERT . NATURAL RECTIFICADO
STRUTTURATO RETTIFICATO . TEXTURED RECTIFIED . STRUCTURÉ RECTIFIÉ . STRUKTURIERT REKTIFIZIERT . ESTRUCTURADO RECTIFICADO


FORMATI

SIZES . FORMATS . FORMATE . FORMATOS

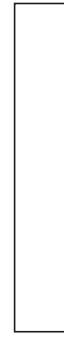
SPESSORE 10 mm

THICKNESS . ÉPAISSEUR . STÄRKE . ESPESOR

EVOKE IVORY



30x120
12"x48"
NAT RT



20x120
8"x48"
NAT RT
STRUTT RT



15x120
6"x48"
NAT RT



NATURALE RETTIFICATO . NATURAL RECTIFIED . NATUREL RECTIFIÉ . NATURBELASSEN REKTIFIZIERT . NATURAL RECTIFICADO
STRUTTURATO RETTIFICATO . TEXTURED RECTIFIED . STRUCTURÉ RECTIFIÉ . STRUKTURIERT REKTIFIZIERT . ESTRUCTURADO RECTIFICADO

FORMATI

SIZES . FORMATS . FORMATE . FORMATOS


SPESSORE 10 mm

THICKNESS . ÉPAISSEUR . STÄRKE . ESPESOR

EVOKE BEIGE



30x120
12"x48"
NAT RT



20x120
8"x48"
NAT RT
STRUTT RT



15x120
6"x48"
NAT RT



EVOKE

NATURALE RETTIFICATO . NATURAL RECTIFIED . NATUREL RECTIFIÉ . NATURBELASSEN REKTIFIZIERT . NATURAL RECTIFICADO
STRUTTURATO RETTIFICATO . TEXTURED RECTIFIED . STRUCTURÉ RECTIFIÉ . STRUKTURIERT REKTIFIZIERT . ESTRUCTURADO RECTIFICADO


FORMATI

SIZES . FORMATS . FORMATE . FORMATOS

SPESSORE 10 mm

THICKNESS . ÉPAISSEUR . STÄRKE . ESPESOR

EVOKE SAND



30x120
12"x48"
NAT RT



20x120
8"x48"
NAT RT
STRUTT RT



15x120
6"x48"
NAT RT



NATURALE RETTIFICATO . NATURAL RECTIFIED . NATUREL RECTIFIÉ . NATURBELASSEN REKTIFIZIERT . NATURAL RECTIFICADO
STRUTTURATO RETTIFICATO . TEXTURED RECTIFIED . STRUCTURÉ RECTIFIÉ . STRUKTURIERT REKTIFIZIERT . ESTRUCTURADO RECTIFICADO

FORMATI

SIZES . FORMATS . FORMATE . FORMATOS

SPESSORE 10 mm

THICKNESS . ÉPAISSEUR . STÄRKE . ESPESOR

EVOKE BROWN



30x120
12"x48"
NAT RT



20x120
8"x48"
NAT RT
STRUTT RT



15x120
6"x48"
NAT RT



EVOKE


NATURALE RETTIFICATO . NATURAL RECTIFIED . NATUREL RECTIFIÉ . NATURBELASSEN REKTIFIZIERT . NATURAL RECTIFICADO
STRUTTURATO RETTIFICATO . TEXTURED RECTIFIED . STRUCTURÉ RECTIFIÉ . STRUKTURIERT REKTIFIZIERT . ESTRUCTURADO RECTIFICADO

FORMATI

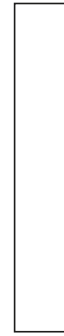
SIZES . FORMATS . FORMATE . FORMATOS

SPESSORE 10 mm

THICKNESS . ÉPAISSEUR . STÄRKE . ESPESOR



30x120
12"x48"
NAT RT



20x120
8"x48"
NAT RT
STRUTT RT



15x120
6"x48"
NAT RT

EVOKE MOKA



EVOKE

NATURALE RETTIFICATO . NATURAL RECTIFIED . NATUREL RECTIFIÉ . NATURBELASSEN REKTIFIZIERT . NATURAL RECTIFICADO
STRUTTURATO RETTIFICATO . TEXTURED RECTIFIED . STRUCTURÉ RECTIFIÉ . STRUKTURIERT REKTIFIZIERT . ESTRUCTURADO RECTIFICADO



FINITURA STRUTTURATO

TEXTURED FINISH . FINITIONS STRUCTURÉ
OBERFLÄCHENAUSFÜHRUNGEN STRUKTURIERT . ACABADOS ESTRUCTURADO

La finitura STRUTTURATO è disponibile in tutti i colori nel formato 20x120 (spessore 10 mm)

The TEXTURED finish is available in all the colours in size 20x120 (10 mm thickness)

La finition STRUCTURÉE est réalisée dans tous les couleurs du format 20x120 (10 mm d'épaisseur)

Die STRUKTURIERTE Oberflächenausführung ist in folgenden Versionen erhältlich in allen Farben des Formats 20x120 (Stärke 10 mm)

El acabado ESTRUCTURADO está disponible en todos los colores en el formato 20x120 (espesor 10 mm)

DECORI

DECORS . DECORATIONS . DEKORE . DECOROS



*MOSAICO LISTELLO
30x30 - 12"x12"



*LISTELLO 3x120 - 1 1/4"x48"



*LISTELLO 6x120 - 2 1/2"x48"


*Disponibile in tutti i colori. *Available in all the colours. *Disponible dans tous les couleurs. *In allen Farben in der ausführung. *Disponible en todos los colores

TUTTI I PROFILI DI VETRO E METALLO DEL CATALOGO DI CERAMICHE KEOPE POSSONO ESSERE ABBINATI A QUESTA COLLEZIONE.


ALL GLASS AND METAL PROFILES IN THE CERAMICHE KEOPE CATALOGUES CAN BE COMBINED WITH THIS COLLECTION.

PEZZI SPECIALI

TRIMS . PIECES SPECIALES .
FORMTEILE . PIEZAS ESPECIALES



* BATTISCOPA RT
7,2x60 - 2,8"x24"
BULLNOSE RT . PLINTHE RT
SOCKEL RT . RODAPIÉ RT



• SCALINO CON PROFILO INCOLLATO RT.
30x120 - 12"x48"
GLUED STEP TREAD RT.
NEZ DE MARCHÉ COLLÉ RT.
GEKLEBTE STUFENPLATTE RT.
PELDAÑO CON PERFIL PEGADO RT.

FORMATI

sizes
formats
formate
formatos

	30x120 12"x48"	20x120 8"x48"	15x120 6"x48"	60x60 24"x24"	7,2x60 2,8"x24" battiscopa	30x120 12"x48" • scalino con profilo incollato RT.
Evoked Ivory	■	■ ▲	■		■ ▲	■ ▲
Evoked Sand	■ △	■ ▲	■	△	■ ▲	■ ▲
Evoked Beige	■	■ ▲	■		■ ▲	■ ▲
Evoked Brown	■ △	■ ▲	■	△	■ ▲	■ ▲
Evoked Moka	■	■ ▲	■		■ ▲	■ ▲

■ naturale rettificato - natural rectified - naturel rectifié - naturbelassen rektifiziert - natural rectificado

▲ strutturato rettificato - textured rectified - structuré rectifié - strukturiert rektifiziert - estructurado rectificado

△ strutturato rettificato spessore 2cm (K2) - Textured rectified 2cm thickness (K2) - Structuré rectifié 2cm d'épaisseur (K2)
Strukturiert rektifiziert Feinsteinzeug mit 2cm (K2) - Estructurado rectificado espesor 2cm (K2)

* Disponibile in tutti i colori - * Available in all the colours - * Disponible dans tous les couleurs - * In allen Farben in der Ausführung - * Disponible en todos los colores

• Disponibile in tutti i colori, nella finitura strutturato e naturale, solo su ordinazione - • Available in all the colours in the textured and natural finish on order only -

• Disponible dans tous les couleurs structure et naturel uniquement a la demande - • Auf Anfrage, verfügbare in allen Farben der strukturierten und naturbelassen Ausführung -

• Disponible en todos los colores en el acabado estructurado y natural solo bajo petición

CARATTERISTICHE TECNICHE
PIASTRELLE PRESSATE A SECCO - CONFORME ALLA NORMA EN 14411 E ISO 13006 APPENDICE G GRUPPO BIa CON E ≤ 0,5 % UGL
 TECHNICAL FEATURES - DRY PRESSED TILES - COMPLIANT WITH STANDARDS EN 14411 AND ISO 13006 ANNEX G GROUP BIa WITH E ≤ 0,5 % UGL

		CARATTERISTICA TECNICA TECHNICAL FEATURES	NORMA SPECIFICATION	VALORE PRESCRITTO VALUES REQUIRED N > 15 cm	*VALORE KEOPE *KEOPE VALUES
CARATTERISTICHE DI REGOLARITA' REGULARITY CHARACTERISTICS		LUNGHEZZA E LARGHEZZA LENGHT AND WIDTH	ISO 10545-2	± 0,6 % ± 2 mm	± 0,1 %
		SPESSORE THICKNESS	ISO 10545-2	± 5,0 % ± 0,5 mm	CONFORME IN ACCORDANCE
		ORTOGONALITÀ RECTANGULARITY	ISO 10545-2	± 0,5 % ± 2 mm	± 0,1 %
		RETTILINEARITÀ DEGLI SPIGOLI STRAIGHTNESS OF SIDES	ISO 10545-2	± 0,5 % ± 1,5 mm	± 0,1 %
		PLANARITÀ SURFACE FLATNESS	ISO 10545-2	± 0,5 % ± 2 mm	± 0,2 %
CARATTERISTICHE STRUTTURALI STRUCTURAL CHARACTERISTICS		ASSORBIMENTO D'ACQUA WATER ABSORPTION	ISO 10545-3	≤ 0,5 %	≤ 0,1 %
		FORZA DI ROTTURA BREAKING STRENGTH MODULO DI ROTTURA MODULUS OF RUPTURE	ISO 10545-4	≥ 1300 N ≥ 35 N/mm ²	> 1500 N ≥ 45 N/mm ²
CARATTERISTICHE SUPERFICIALI SURFACE CHARACTERISTICS		RESISTENZA ALLA ABRASIONE PROFONDA RESISTANCE TO DEEP ABRASION	ISO 10545-6	≤ 175 mm ²	≤ 145 mm ²
CARATTERISTICHE TERMO IGROMETRICHE THERMAL AND HYGROMETRIC CHARACTERISTICS		COEFFICIENTE DI DILATAZIONE TERMICA LINEARE COEFFICIENT OF LINEAR THERMAL EXPANSION	ISO 10545-8	METODO DI PROVA DISPONIBILE VALORE DICHIARATO TEST METHOD AVAILABLE DECLARED VALUE	< 6.6x10 ⁻⁴ °C ⁻¹
		RESISTENZA AGLI SBALZI TERMICI THERMAL SHOCK RESISTANCE	ISO 10545-9	METODO DI PROVA DISPONIBILE TEST METHOD AVAILABLE	GARANTITA GUARANTEED
		RESISTENZA AL GELO FROST RESISTANCE	ISO 10545-12	RICHIESTA REQUIRED	CONFORME IN ACCORDANCE
CARATTERISTICHE CHIMICHE CHEMICAL CHARACTERISTICS		RESISTENZA AI PRODOTTI CHIMICI RESISTANCE TO CHEMICALS	ISO 10545-13	METODO DI PROVA DISPONIBILE VALORE DICHIARATO TEST METHOD AVAILABLE DECLARED VALUE	GARANTITA GUARANTEED
		RESISTENZA ALLE MACCHIE RESISTANCE TO STAINING	ISO 10545-14	METODO DI PROVA DISPONIBILE VALORE DICHIARATO TEST METHOD AVAILABLE DECLARED VALUE	GARANTITA GUARANTEED
CARATTERISTICHE DI SICUREZZA SAFETY CHARACTERISTICS		COEFFICIENTE DI ATTRITO DINAMICO DYNAMIC SLIDER	BCRA	METODO DI PROVA DISPONIBILE TEST METHOD AVAILABLE	> 0,4
		COEFFICIENTE DI ATTRITO STATICO STATIC SLIDER	ASTM C1028		
		CLASSIFICAZIONE ANTISDRUCCILO INCLINED PLATFORM	DIN 51130 DIN 51097		R9 (naturale RT) R11 (strutturato RT) A+B+C (strutturato RT)

*VALORI MEDI RIFERITI A PROVE FATTE NEGLI ULTIMI 24 MESI - AVERAGE VALUES REFER TO TEST DONE IN THE PREVIOUS 24 MONTHS

"WS" MISURA DI FABBRICAZIONE - WORKING SIZE :


297x1195 . 196x1195. 147x1195

VALORI "WS" RIFERITI AI CALIBRI DI PRODUZIONE: 30x120 (6), 20x120 (6), 15x120 (6)
 VALUES "WS" RELATED TO THE PRODUCTION CALIBRES: 30x120 (6), 20x120 (6), 15x120 (6)

MISURE, PESI ED IMBALLI

**SIZE, WEIGHT AND PACKAGING . FORMATS, POIDS ET EMBALLAGES .
 MASSE, GEWICHTE UND VERPACKUNGEN . MEDIDAS, PESOS Y EMBALAJES**

FORMATO size format format formato		PZ/SCATOLA pieces/box pièces/bôte stücke/karton pzás/caja	MQ/SCATOLA sqm/box m ² /bôte qm./karton mq/caja	KG/SCATOLA kg/box kg/bôte kg/karton kg/caja	MQ/PALLET sqm/pallet m ² /palette qm./palette mq/pallet	KG/PALLET kg/pallet kg/palette kg/palette kg/pallet	SCATOLA/PALLET box/pallet bôte/palette karton/palette caja/pallet
30x120	10 mm	4	1,44	≈ 37,00	23,04	≈ 612	16
(K2) 30x120	20 mm	2	0,72	≈ 33,40	14,40	≈ 688	20
20x120	10 mm	6	1,44	≈ 33,20	51,84	≈ 1215,2	36
15x120	10 mm	6	1,08	≈ 27,40	34,56	≈ 896,80	32
(K2) 60x60	20 mm	2	0,72	≈ 33,80	21,60	≈ 1034	30
7,2x60 batt	-	10	ml 6,00	≈ 10,50	-	-	-



SPESSORE - THICKNESS:
30x120 (K2) - 60x60 (K2): 20 mm
30x120 - 20x120 - 15x120: 10 mm

Consigli di posa - Laying suggestions

Al fine di semplificare le operazioni di posa e ottimizzare la resa estetica del prodotto si raccomanda di posare con 2-3 mm di fuga.
 To simplify laying operations and ensure the product looks its best, it is advisable to lay with joints of 2 to 3 mm.

Si suggerisce di posare i formati rettangolari affiancati o sfalsati di 2/3
 It is recommended that you lay the rectangular formats side by side or offset by 2/3

La leggera stonalizzazione cromatica della superficie evidenzia la naturalezza del prodotto, per ottenere il migliore effetto estetico si raccomanda di posare attingendo contemporaneamente da scatole diverse.
 The slight variations in surface colour shade highlight the naturalness of the product. To achieve the best visual results, it is advisable to mix tiles from different boxes when laying.

Subito dopo la stagionatura delle fughe si raccomanda di effettuare la pulizia del pavimento come descritto su www.keope.com/cleaning.html
 As soon as the joints have fully set, it is advisable to clean the floor as described on the website www.keope.com/cleaning.html



UNI ISO 14064

"GREENTHINKING" è il Progetto Keope nato per rispettare gli obiettivi di sviluppo sostenibile. Keope è una delle aziende oggi più attente alle qualità ecologiche dell'industria ceramica.

Al passo con la più avanzata evoluzione tecnologica, Keope si è impegnata a seguire un severo programma di tutela della eco-sostenibilità iniziato anni fa con l'adesione al Marchio Eco-label, per arrivare oggi all'importante certificazione ISO 14064. Il marchio "Greenthinking" è il simbolo di questo impegno di Keope nei confronti della natura.

"GREENTHINKING" is the project that Keope has realised to fulfill the requirements of sustainable development. Keope is actually one of the companies with the higher attention level to the ecological characteristics in the tile industry.

In line with the most advanced technological evolution, Keope has committed itself to a strict programme of eco-sustainability, which began years ago by obtaining the Ecolabel and has continued with the attainment of the important ISO 14064 certification. The "Greenthinking" mark is the symbol of Keope's commitment to protection of nature.

www.greenthinking.it



EK progetto grafico eureka-media.com
coordinamento ufficio marketing keope
foto terzo piano - modo fotografia
fotoelaborazioni reality
styling cuore carpenito
stampa grafiche pioppi

Progetto, direzione e coordinamento a cura dell'Ufficio Marketing
Editore: Ceramiche Atlas Concorde divisione Keope,
Strada Statale 467, n°21 - 42013 Casalgrande (RE) Italia
Pubblicazione: Maggio 2014
Finito di stampare a Reggio Emilia nel mese di Maggio 2014 da Grafiche Pioppi,
Via Venere di Chiozza, 10/1 - 42019 Scandiano (RE) Italia
©Copyright 2014 by Ceramiche Atlas Concorde divisione Keope

Project, editing and supervision by Marketing Department.
Editor: Ceramiche Atlas Concorde divisione Keope,
Strada Statale 467, n°21 - 42013 Casalgrande (RE) Italy
Publication: May 2014
Printed in Reggio Emilia in the month of May 2014 by Grafiche Pioppi,
Via Venere di Chiozza, 10/1 - 42019 Scandiano (RE) Italy
©Copyright 2014 by Ceramiche Atlas Concorde divisione Keope



COMPANY WITH QUALITY MANAGEMENT
SYSTEM CERTIFIED BY DNV
= ISO 9001:2008 =



Ceramiche Keope
S. S. 467 n 21 - 42013 Casalgrande (RE)
EN 14411



Office strada Statale 467,21
42013 Casalgrande (RE) Italy

Phone +39 0522 997511

Fax +39 0522 997544 997545

Factory Via dell'Industria 1,
Villaggio La Macina

42013 Casalgrande (RE) Italy

info@keope.com

www.keope.com



Ceramics of Italy